

THE GREAT ESCAPE

Words and Music by MARTIN JOHNSON,
DAVE KATZ and SAM HOLLANDER

Moderately fast Rock

Chords: E5, E5/D#, E5/C#, E5/B, E5, E5/D#

Chords: E5/C#, E5/B, Esus

Chords: E, Asus2

Pa - per bags and
To - night will

Chord: E/G#

plas - tic hearts, — all our be - long - ings in shop - ping carts. — It's good - bye —
change our lives. — It's so — good to be by your side — but we'll cry. —



but we got one more night.
We won't give up the fight.



Let's get drunk and ride a - round
We'll scream loud at the top of our lungs



and make peace with an emp - ty town. We can
and they'll think it's just 'cause we're young. And we'll feel

N.C.

make it right. Throw - it a -
so a - live.

C#m7 4fr Asus2 E5

way, for - get — yes - ter - day. We'll — make the great es - cape. —

Bsus C#m7 4fr Asus2

— And we won't — hear a word they say. — They don't — know us

E5 Bsus F#m11

an - y - way. — Watch it burn, — let it die —

E/G# Asus2 1 Bsus

— 'cause we are fi - n'ly free — to - night. —

Esus

E

The first system of music features a vocal line in the treble clef with a long note on the first staff, and piano accompaniment in the grand staff. The piano part consists of a steady eighth-note bass line and a treble line with chords. Chord diagrams for Esus and E are shown above the vocal staff.

2

Bsus

Asus2

to - night. All of the wast -

The second system continues the vocal and piano parts. The vocal line has a double bar line and a second ending bracket. Chord diagrams for Bsus and Asus2 are provided. The lyrics "to - night. All of the wast -" are written below the vocal staff.

E/G#

- ed time, the hours that were left be - hind, the

The third system continues the vocal and piano parts. A chord diagram for E/G# is shown above the vocal staff. The lyrics "- ed time, the hours that were left be - hind, the" are written below the vocal staff.

F#m11

Bsus

an - swers that we'll nev - er find: They don't mean a thing

The fourth system concludes the vocal and piano parts. Chord diagrams for F#m11 and Bsus are shown above the vocal staff. The lyrics "an - swers that we'll nev - er find: They don't mean a thing" are written below the vocal staff.

C#m7 4fr Asus2

to - night.

This system contains the first two measures of the piece. The vocal line starts with a whole note 'to' and a half note 'night'. The piano accompaniment features a steady eighth-note bass line and a treble line with chords and melodic fragments. Chord diagrams for C#m7 (4fr) and Asus2 are provided above the staff.

E5 Bsus C#m7 4fr

This system contains the next two measures of the piano accompaniment. The bass line continues with eighth notes, while the treble line plays chords and melodic lines. Chord diagrams for E5, Bsus, and C#m7 (4fr) are shown above the staff.

Asus2 E5 B

Throw - it a -

This system contains the next two measures. The vocal line begins with 'Throw - it a -'. The piano accompaniment continues with a consistent eighth-note bass line and treble accompaniment. Chord diagrams for Asus2, E5, and B are provided above the staff.

C#m7 4fr Asus2 E5

way, for - get - yes - ter - day. We'll - make the great es - cape. -

This system contains the final two measures. The vocal line concludes with 'way, for - get - yes - ter - day. We'll - make the great es - cape. -'. The piano accompaniment ends with a final chord. Chord diagrams for C#m7 (4fr), Asus2, and E5 are shown above the staff.

Bsus C#m7 Asus2

— We won't hear a word they say. — They don't know us

E5 Bsus N.C.





an - y - way. — Throw - it a -

C#m7 Asus2 E5


way, for - get - yes - ter - day. We'll - make the great es - cape. —





Bsus C#m7 Asus2

— And we won't hear a word they say. — They don't know us


1   2  









an - y - way. — Throw - it a - an - y - way. — Watch it burn, —




   





— let it die — 'cause we are fi - n'ly free — to - night. —




Play 3 times



Optional Ending 

Repeat and Fade

