

Eet

Words and Music by
Regina Spektor

♩ = 138

B♭m(add11)



A♭sus4/C



D♭(add9)



G♭



p
with pedal

B♭m(add11)



A♭sus4/C



D♭(add9)



G♭5



N.C.

1. It's like for -

B♭m(add11)



A♭sus4/C



D♭(add9)



G♭5



get - ting _____ the words _ to your fav - 'rite song. _ You can't _ be -

B \flat m(add11)



A \flat sus4/C




D \flat (add9)



G \flat 5



lieve it, _____ you were al - ways sing - ing a - long. — It was so



B \flat m(add11)



A \flat sus4/C




D \flat (add9)



G \flat 5



eas - y, _____ and the words _ so sweet, you can't re-mem -



B \flat m(add11)



A \flat sus4/C



D \flat (add9)



G \flat 5



- ber, _____ you try to feel the beat...



G \flat /B \flat



G \flat



A \flat sus4



A \flat



...eet, _____ ...eet, ...eet,



G \flat /B \flat



G \flat



A \flat sus4



A \flat



N.C.

...eet, _____ ...eet, ...eet. 2. You spent half of your _

B \flat m(add11)



A \flat sus4/C



D \flat (add9)



G \flat 5



— life _____ try-ing to fall _ be-hind, _ you're us-ing your head-

mp

B \flat m(add11)



A \flat sus4/C



D \flat (add9)



G \flat 5



- phones _____ to drown out _ your mind, _ it was so

cont. sim.

B \flat m(add11)



A \flat sus4/C



D \flat (add9)



G \flat 5



eas - y, _____ and _ the words so sweet, you can't re-mem -

mf

B \flat m(add11)



A \flat sus4/C




D \flat (add9)



G \flat 5



- ber, _____ you try to move your feet...



G \flat /B \flat



G \flat




A \flat sus4



A \flat



...eet, _____ ...eet, ...eet,



G \flat /B \flat



G \flat



A \flat




B \flat m



A \flat 7/C \flat




...eet, _____ ...eet, ...eet.



G \flat /B \flat



A \flat



Db5 D♭maj7 D♭6 D♭maj7

ff

1. G♭5 G♭maj7 G♭6 G♭maj7

2. G♭5 G♭maj7 G♭6 G♭maj7 N.C.

3. Some-one's de -

B♭m(add11) A♭sus4/C D♭(add9) G♭

cid - ing wheth - er or not to steal, he o - pens a

p

B \flat m(add11) A \flat sus4/C D \flat (add9) G \flat 5

win - dow, _____ just to feel _ the chill, _ he hears that

B \flat m(add11) A \flat sus4/C D \flat (add9) G \flat 5

out - side _____ a small boy just start - ed to cry, _ 'cause it's _ his

mf *cont. sim.*

B \flat m(add11) A \flat sus4/C D \flat

turn but his broth-er won't let him _ try.

D \flat 5 D \flat maj7 D \flat 6 D \flat maj7

ff *cont. sim.*

1.

G \flat 5 G \flat maj7 G \flat 6 G \flat maj7

Detailed description: This system shows the first four measures of a musical piece. The guitar part features four chords: G \flat 5, G \flat maj7, G \flat 6, and G \flat maj7. The piano accompaniment consists of a steady eighth-note bass line in the left hand and a melodic line in the right hand with some ties.

2.

G \flat 5 G \flat maj7 G \flat 6 G \flat maj7 N.C.

Detailed description: This system shows the next four measures. The guitar part continues with G \flat 5, G \flat maj7, G \flat 6, and G \flat maj7, followed by a 'N.C.' (Natural Chord) instruction. The piano accompaniment continues with the same bass line and melodic line. A triplet of eighth notes is marked with a '3' over it.

4. It's like for-

B \flat m(add11) A \flat sus4/C D \flat (add9) G \flat 5

Detailed description: This system shows the vocal line and piano accompaniment for the next four measures. The guitar part features four chords: B \flat m(add11), A \flat sus4/C, D \flat (add9), and G \flat 5. The vocal line has lyrics: "get - ting _____ the words _ to your fav - 'rite song. You can't be -". The piano accompaniment includes a dynamic marking of *p* (piano).

B \flat m(add11) A \flat sus4/C D \flat (add9) G \flat 5

Detailed description: This system shows the vocal line and piano accompaniment for the final four measures. The guitar part features four chords: B \flat m(add11), A \flat sus4/C, D \flat (add9), and G \flat 5. The vocal line has lyrics: "lieve it, _____ you were al - ways sing - ing a - long, _ it was so". The piano accompaniment continues with the same bass line and melodic line.

B \flat m(add11)



A \flat sus4/C



D \flat (add9)



eas - y, _____ and the words _____ so

mp

(Small notes optional)

G \flat 5



B \flat m(add11)



A \flat sus4/C



sweet, you can't re-mem - ber, _____ you try to

D \flat (add9)



G \flat 5



B \flat m(add11)



move your feet. It was so eas - y, _____

f

Absus4/C



D♭(add9)



G♭5



— and — the words so sweet, you can't re-mem-

B♭m(add11)



Absus4/C



D♭(add9)



- ber, _____ you try to feel the

G♭5



repeat to fade

beat... t - ts - t - ts - t - t - tp - tp - tp - t - p - t - p - t - tp - t - tp - tp - tp - t - p - t - p - t - tp - t - tp - tp - tp -