

# JUST THE WAY YOU ARE

Words & Music by Billy Joel.

♩ = 120 Modern latin ballad

E<sup>b</sup>5 A<sup>b</sup>m<sup>6</sup> E<sup>b</sup>5 A<sup>b</sup>/E<sup>b</sup> E<sup>b</sup>sus<sup>4</sup> E<sup>b</sup>5 A<sup>b</sup>m<sup>6</sup> E<sup>b</sup>5 A<sup>b</sup>/E<sup>b</sup> E<sup>b</sup>sus<sup>4</sup>

Musical notation for the first system, including guitar chords and piano accompaniment. The piano part features a rhythmic pattern with triplets and is marked *espr.*

1<sup>o</sup> Rubato  
2<sup>o</sup> Latin

E<sup>b</sup> Cm<sup>7</sup> A<sup>b</sup>maj<sup>7</sup> Cm<sup>9</sup> E<sup>b</sup>13

Musical notation for the vocal line of the first system.

1. Don't go chang - ing and try and please me;  
 2. Don't go try - ing some new fa - shion,

Musical notation for the piano accompaniment of the second system.

*Cue notes 2<sup>o</sup> only* *etc.*

A<sup>b</sup>maj<sup>7</sup> A<sup>b</sup>m<sup>6</sup> E<sup>b</sup>/G B<sup>b</sup>m<sup>7</sup> E<sup>b</sup>13

Musical notation for the vocal line of the second system.

you ne - ver let me down be - fore.  
 don't change the co - lour of your hair.

Musical notation for the piano accompaniment of the third system.

**A<sup>b</sup>maj<sup>7</sup>**

**A<sup>b</sup>m<sup>6</sup>**

**E<sup>b</sup>/G**

**Bdim**

**Cm<sup>7</sup>**

8 Don't i - ma - gine — you're too fa - mi - liar,  
 You al - ways — have my un - spo - ken pas - sion

**Cm<sup>7</sup>/F**

**F<sup>9</sup>**

**B<sup>b</sup>11**

8 and I don't see — you a - ny - more. — I —  
 al - though I might — not seem — to care. — I —

**A tempo latino**

**E<sup>b</sup>sus<sup>2</sup>**

**Cm<sup>7</sup>**

**A<sup>b</sup>maj<sup>7</sup>**

**Cm<sup>7</sup>**

**E<sup>b</sup>9**

8 — would not leave — you — in times of — trou - ble; —  
 — don't — want cle - ver — con - ver - sa - tion, —

**A<sup>b</sup>maj<sup>7</sup>**

**A<sup>b</sup>m<sup>6</sup>**

**E<sup>b</sup>/G**

**B<sup>b</sup>m<sup>7</sup>**

**E<sup>b</sup>13**

8 we ne - ver could have come — this — far, — mmm. —  
 I ne - ver want to work — that — hard, — mmm. —

A<sup>b</sup>maj<sup>7</sup>

A<sup>b</sup>m<sup>6</sup>

E<sup>b</sup>/G

Bdim

Cm<sup>7</sup>

I took the good times, I'll take the bad times,  
 I just want some - one that I can talk to,

Cm<sup>7</sup>/F

B<sup>b</sup>11

E<sup>b</sup>5

A<sup>b</sup>m<sup>6</sup>

E<sup>b</sup>5

A<sup>b</sup>/E<sup>b</sup>

E<sup>b</sup>sus<sup>4</sup>

I'll take you just the way you are.  
 I want you just the way you are.

1. E<sup>b</sup>5 A<sup>b</sup>m<sup>6</sup> E<sup>b</sup>5 A<sup>b</sup>/E<sup>b</sup> E<sup>b</sup>sus<sup>4</sup>

2. E<sup>b</sup>5 A<sup>b</sup>m<sup>6</sup> B<sup>b</sup>m<sup>7</sup> E<sup>b</sup>9

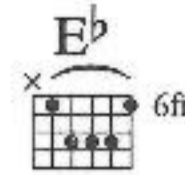
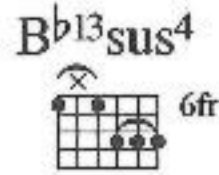

A<sup>b</sup>maj<sup>7</sup>

B<sup>b</sup>13

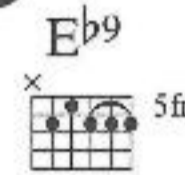
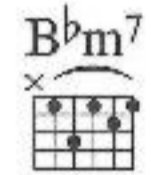
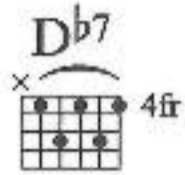

Gm<sup>7</sup>

C7<sup>#</sup>5(<sup>#</sup>9)

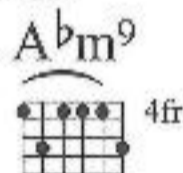
I need to know that you will al - ways be



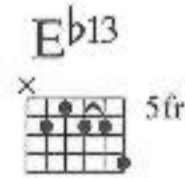
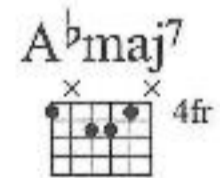
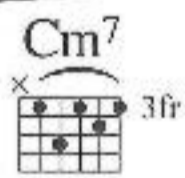
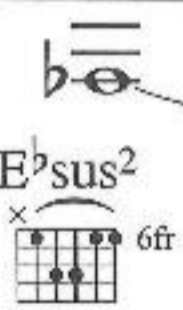
8 the same old some - one that I knew. Oh



8 what will it take 'till you believe in me?



8 The way that I believe in you. I



8 said I love you, and that's for - ev - er,

A<sup>b</sup>maj<sup>7</sup>  
4fr

A<sup>b</sup>m<sup>6</sup>

E<sup>b</sup>/G

8 And this I pro - mise from the heart,

B<sup>b</sup>m<sup>7</sup>

E<sup>b</sup>9

A<sup>b</sup>maj<sup>7</sup>  
4fr

A<sup>b</sup>m<sup>6</sup>

E<sup>b</sup>/G

Bdim

8 mmm I could not love you a - ny bet -

Cm<sup>7</sup>  
3fr

Cm<sup>7</sup>/F  
3fr

B<sup>b</sup>11  
4fr

8 - ter I love you just the way you are.

rall.

E<sup>b</sup>5  
6fr

A<sup>b</sup>m<sup>6</sup>

E<sup>b</sup>5  
6fr

A<sup>b</sup>/E<sup>b</sup>  
6fr

E<sup>b</sup>sus<sup>4</sup>  
6fr

E<sup>b</sup>5  
6fr

A<sup>b</sup>m<sup>6</sup>

E<sup>b</sup>maj<sup>9</sup>  
5fr