

BUTTERFLY

Music by Mariah Carey & Walter Afanasieff.
Words by Mariah Carey.

$\text{♩} = 56$

A

E/G#

F#m7

Musical notation for the first system of 'Butterfly'. It consists of a treble clef staff and a bass clef staff. The treble staff contains a melodic line with eighth and sixteenth notes. The bass staff contains a bass line with quarter and eighth notes. Above the treble staff, three guitar chord diagrams are shown: A, E/G#, and F#m7.

F#maj7

Gadd9

D

A

Ooh

Musical notation for the second system of 'Butterfly'. It features a vocal line on a treble clef staff and piano accompaniment on a grand staff (treble and bass clefs). The vocal line has a melodic line with a long note labeled 'Ooh'. Above the vocal staff, four guitar chord diagrams are shown: F#maj7, Gadd9, D, and A.

Dsus2

A#maj7/C#

1. When you love some-one so deep - ly they be - come your life, it's
2. I have learned that beau - ty has to flou - rish in the light, wild

Musical notation for the third system of 'Butterfly'. It features piano accompaniment on a grand staff (treble and bass clefs) corresponding to the lyrics. Above the treble staff, two guitar chord diagrams are shown: Dsus2 and A#maj7/C#.

Dmaj7

Amaj7/C#

ea - sy to suc - cumb to ov - er - whelm - ing fears in - side...
 hor - ses run un - bri - dled or their spi - rit dies...

Dmaj7

F#m7

Blind - ly I i - ma - gined I could keep you un - der glass, now I un -
 You have giv - en me the cour - age to be all that I can, and I tru -

G

E11

- der - stand to hold you I must o - pen up my hands and watch you
 - ly feel your heart will lead you back to me when you're rea - dy to





A

E/G#


F#m7

N.C.

Spread your wings and pre - pare to fly for you have be - come a but - ter - fly, oh
 rise,
 land.

fly a - ban - doned - ly in - to the sun. If you should re - turn to me




 N.C.
 



we tru - ly were meant to be, oh spread your wings and fly but - ter - fly.



1. 
 2. 


I can't pre - tend these tears aren't ov - er - flow -






- ing stead - i - ly I can't pre - vent this hurt from al - most ov -



F#m

F/G

G

CG

Am⁷

- er-tak - ing me _____ But _____ I _____ will stand and say... good-bye... for

Bbmaj7

E7sus4

you'll ne - ver _____ be mine _____ un - til you know the way... it feels to fly.

A

E/G#

F#m⁷

N.C.

Spread your wings and pre-pare to fly _____ for you have be - come a but-ter-fly, oh _____

Fmaj7/C

G

A

E/G#

fly a - ban - doned-ly _____ in - to _____ the sun... If you _____ should re-tur-n to me _____

1. F#m7 N.C. F#maj7 G D

we tru - ly were meant to be, oh spread your wings and fly but-ter - fly.

2. F#maj7/C G D A

spread your wings and fly but-ter - fly. So

F#m7 Gadd9 freely D a tempo A B/G#

flut - ter through the sky but-ter - fly, fly.

F#m7 F#maj7 Gadd9 rit. A

spread your wings and fly but-ter - fly.