


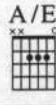
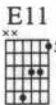
# (DA LE) YALEO




Words and Music by  
S. MUTELA, H. BASTIEN,  
C. POLLONI and CARLOS SANTANA

Moderate latin rock ♩ = 132



(Electric guitar solo ad lib...)



...end solo) De - ja ya 'mi - go sin e - lla no - so - mos na'.



E11



A/E



A11



A



De - ja ya 'mi - go sin e - lla no so - mos na'.

E11



A/E



A11



A



Ti - ka n'gai wa yo, sim - ba n'gai wa yo, ya ya.

E11



A/E



A11



A



Ti - ka n'gai wa yo, sim - ba n'gai wa yo, ya ya.

Verse 1:

Em



1. Yo la ví can - tan - do en Pa - rís. E - lla qui - so es - tar jun - to de.

*mf*

C (9)



— mí. Yo me sor - pren - dí cuan - do di - jo Ya - le -

Verse 2:

Bm7/D



Bm7



B7(#5)



Em



o. 2. Va - mos ca - mi - nan - do e - ly -

see. To - man - do vi - no y par - tien - do pan. E - lla di - jo,

C



Bm7/D



Bm7



B7(#5)



"da - me, da - me ya, Ya - le - o, Ya - le - o." Ya -

Chorus:

E11 A/E A11 A E11 A/E

le - o, Ya - le - o,

A11 A E11 A/E A11 A E11 A/E

Ya - le - o, Ya - le - o.

A11 A E11 A/E A11 A

Ti-ka n'gai wa\_\_ yo, sim-ba n'gai wa\_\_ yo, ya ya.

1. E11 A/E A11 A A11 A To Coda

Ti-ka n'gai wa\_\_ yo, sim-ba n'gai wa\_\_ yo, ya ya. sim-ba n'gai wa\_\_ yo, ya ya.

Verse 3:

Em7



Em



3. Si tú pu-die-ras de-cir-me a mí,

*dim.*

*mf*

yo no lo cre-o, lo que pa-sa a - quí.

E - lla es mí - a y me da su a - mor. —

Es - toy com - ple - to y soy fe - liz.

A - ho - ra ten - go ni - ños que di -



*D.S. al Coda*

Bm7/D



Bm7



B7(#5)



cen,

“Ya - le

o, —

Ya - le - o.” Ya -

♩ Coda

Em7



Fmaj7



Em7



Fmaj7



Play 4 times



*mf* Piano solo ad lib...

Em7



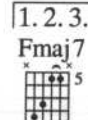
Fmaj7



Em7




1. 2. 3.  
Fmaj7




*f* (Electric guitar solo ad lib...)

4.  
Fmaj7



Em



Fmaj7




*ff*

Em



Fmaj7



Em






Musical notation for the first system, including treble and bass staves with piano accompaniment and guitar chord diagrams.

N.C.

Musical notation for the second system, including treble and bass staves with piano accompaniment.

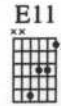

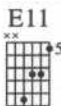
1.2.

3.

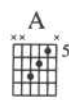
Chorus:



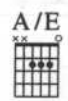
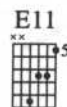
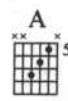
Musical notation for the chorus, including vocal lines with lyrics 'Ya - le - o,' and piano accompaniment.



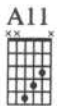
Musical notation for the continuation of the chorus, including vocal lines with lyrics 'le - o, Ya - le - o,' and piano accompaniment.



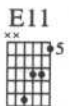
Ya - le - o. Ya -



le - o,  
Ti - ka n'gai wa\_\_ yo, sim - ba n'gai wa\_\_ yo, ya ya. Ti - ka n'gai wa\_\_ yo,



sim - ba n'gai wa\_\_ yo, Ya - le - o. Ti - ka n'gai wa\_\_ yo, sim - ba n'gai wa\_\_ yo, ya ya.



*Repeat ad lib. and fade*

Ti - ka n'gai wa\_\_ yo, sim - ba n'gai wa\_\_ yo, Ya ya ya.