

Don't Give Up

Words and Music by
MICHAEL W. SMITH and
BRENT BOURGEOIS

Up tempo pop ♩ = 120

The musical score is written for piano in 4/4 time with a tempo of 120 beats per minute. It features a key signature of three flats (B-flat major or D-flat minor). The score is divided into several systems:

- System 1 (Measures 1-3):** The right hand plays a melodic line with eighth notes and quarter notes, while the left hand provides a steady bass line. Chords are indicated as Bbm, Gb, Db, and Ab2. The dynamic is marked *mf*.
- System 2 (Measures 4-6):** This system contains two first endings. The first ending (1.) has chords Ab and Bbm. The second ending (2.) has chords Ab and Bbm, leading to a Gb chord.
- System 3 (Measures 7-10):** This system contains two second endings. The first ending (1.) has chords Db, Ab2, Ab, and Bbm. The second ending (2.) has an Fm7 chord.
- System 4 (Measures 11-14):** This system contains the vocal melody. The first line of music is marked *mf* and includes the lyrics: "1. I re - mem - ber when you took a stand - with the pearl of wis - dom in your hand —". The second line of music is also marked *mf* and includes the lyrics: "2. All the days — that you've — been spend - ing spin - ning while — your heart's — de - scend - ing".
- System 5 (Measures 15-18):** This system shows the piano accompaniment for the vocal lines, with the right hand playing chords and the left hand playing a bass line.

13

and a soul of de - sire. ————— You
like a stone in the o - cean. ————— Some -

15

held your own ————— a - gainst the world, — a li - on's heart — in a lit - tle girl, —
times when you think the world — is end - ing it's real - ly just — a new — be - gin - ning,

17

so un - a - fraid of the fire. ————— But those days —
the oth - er side of e - mo - tion. ————— But I've seen —

19

— don't last, — sweet dreams — die fast, — a

— your eyes, — there's no com - pro - mise — a -

Absus Bb Gb2

21

stum - ble when you walk on the wire. — A - when all — your friends — start giv -

when you set your mind on the mat - ter. Oh, be strong — through the tears — and your sight -


Db Absus Ab Absus Bb

24

- in' in, — the flames are burn - ing high - er and high - er. Don't give up, —


— will clear, — you're gon - na get what you're af - ter. Don't give up, —

Gb2 Db Fm7

27 

An - dre - a, got the whole world at your feet.

B \flat m G \flat D \flat

3rd time to Coda 

30


Just keep on hold - in' on, this is where-


A \flat B \flat m G \flat

33

1. you need to be. 2. you need to be. Don't give up-

D \flat Fm7 D \flat Fm7

D.S. at CODA 

 CODA

37

you need to be.

D \flat Fm7

39

Don't be sur - prised when the road — di - vides,

Gbmaj9 Ab

42

just take the one less trav - eled by.—

Ab sus Ab ^{Ab} _{Bb}

45

Don't give up,—

A B/A A A(no3rd)

48

An - dre - a, got the whole world at your feet.—

Bm G D

51

Just keep on — hold - in' on, — this is where —

A Bm G

54

1.2.3. 4.

— you need to — be. — Don't give up, —

D F#m7 F#m7

57

Bm G D A2 A Bm

61

Repeat and fade

G D F#m7 Bm