

# POPULAR

Music and Lyrics by  
STEPHEN SCHWARTZ

Sweetly

Am Am/G D/F# G/B C(add9)

When - ev - er I see some-one less for - tu - nate than I — and let's

*mp*  
*colla voce*

Am Am/G D/F# G/B F(add9) F/Eb Eb Eb/Db Db

face it, who is - n't less for - tu - nate than I? — My ten - der heart tends to start to

C(add9) Am Am/G D/F# G/B C(add9)

bleed And when some-one needs a make - o - ver, I sim - ply have to take o - ver; I

Ab(add9)

Bb(add9)/Ab

Gsus2(add9)

G

Gm

C

know I know ex - act - ly what they need! And e - ven in your case, tho' it's the

*colla voce*

Am7

D/F#

Gm

Bb/Eb

tough - est case I've yet to face, — don't wor - ry, I'm de - ter - mined to suc -

Slowly

C(add9)

C

F/Bb

C(add9)

Dm7/G

G9

C

, N.C. , , ten. ,

ceed Fol - low my lead and yes, in - deed you will be... ten.

*rit.* *colla voce* *ten.*

Bright and bubbly (♩ =  $\frac{7}{8}$ )

F

C

Bb7sus2

F

C/E

Pop - u - lar, — You're gon - na be pop - u - lar! I'll teach — you the

*p*

Dm Am/C Dm Am/C Bbmaj7 C  
 prop - er plays — when you talk to boys, — lit - tle ways to flirt and flounce —

F A7/E Dm F+/C# F/C Bm7b5  
 — I'll show you what shoes to wear, how to fix your hair, —

Bb Gm7 C F C  
 ev - 'ry - thing that real - ly counts — to be pop - u - lar! — I'll help — you be

*staccato*

Bb(add9) F C/E Dm Am/C  
 pop - u - lar! You'll hang — with the right co - horts, — you'll be

Dm Am/C B $\flat$ maj7 C A7sus D  
 good at sports, — know the slang you've got to know — So let's

Gm7 Gm7/B $\flat$  Csus C F Gm7(no5) G $\sharp$ dim7 F/A  
 start, 'cause you've got an aw-f'ly long — way to go!

*cresc.*

D $\flat$  D $\flat$ (b5)/A $\flat$  D $\flat$  D $\flat$ (b5)/A $\flat$  A $\flat$ maj7 N.C.  
 Don't be of-fend-ed by my frank an - al - y - sis Think of it as per-son - al - i -

*chugging along*

E $\flat$ 6/9 D $\flat$ m7 D $\flat$ m6/A $\flat$  D $\flat$ m7 D $\flat$ m6/A $\flat$   
 ty di - al - y - sis Now that I've cho-sen to be - come a pal, — a sis -

*cresc.*

**E $\flat$**  **B $\flat$ m6/D $\flat$**  **C**

- ter and ad - vis - er, there's no - bod - y wis - er, not when it comes to

**F** **C** **B $\flat$ (add9)** **F**

pop - u - lar I know a - bout pop - u - lar!

**C/E** **Dm** **Am/C** **Dm** **Am/C**

And with an as - sist from me to be who you'll be, in -

**B $\flat$ maj7** **A7sus** **A7/C $\sharp$**  **Dm** **F7/C** **B $\flat$**  **Dm/A**

stead of drear - y who - you - were... are... There's noth - ing that can stop you from -

Gm7 C F N.C.

be - com - ing pop - u - lar... lar...

F C Bb(add9) F

La la la la

*mf*

Gm7 Bb Bb(add9)/C C F Gm7(no5) G#dim7 F/A







We're gon - na make you pop - u - lar!

*cresc.*


A Bm7(no5) Adim/C A/C# Dm A/E







When I see de - press - ing crea - tures with un - pre - pos - sess -

*f*

Dm/F  G  Am7(no5)  Gdim/Bb  G/B  C 


ing fea - tures, I re - mind them on their own — be - half to



A  Bm7(no5)  Adim/C  A/C#  Dm  A/E 

think of cel - e - brat - ed heads of state — or 'spe - cially great — com -

*straight 8ths*





Dm/F  G  Am7(no5)  Gdim/Bb  G/B 

mu - ni - ca - tors... Did they have brains or knowl - edge?

*straight 8ths*



C  F  C 

Don't make me laugh! They were pop - u - lar — Please! It's all — a - bout



Bb(add9) F C/E Dm Am/C

pop - u - lar! It's not a - bout ap - ti - tude, it's the

Dm Am/C Bb(maj7) A7sus A7 Dm7 G9

way you're viewed, so it's ver - y shrewd to be

Gm7 Bb Csus C F

ver - y, ver - y pop - u - lar like me! And tho'

*poco rall.*

Freely

Dm Am/C Dm Am/C Bb(maj7) E7sus A7/G

you pro - test your dis - in - ter - est, I know clan - des - tine

*mp colla voce*



A tempo

ly You're gon - na grin and bear it your new - found pop - u - lar - it

Dm G Gm7 Bb Csus C

Detailed description: This system contains the first line of music. It features a vocal line with lyrics, a guitar line with chords (Dm, G, Gm7, Bb, Csus, C), and a piano accompaniment. The piano part includes a forte (f) dynamic marking and triplet rhythms in the bass line.

y La la la la

F N.C. F C Bb(add9) F

*diva*

Detailed description: This system contains the second line of music. It features a vocal line with lyrics and a guitar line with chords (F, N.C., F, C, Bb(add9), F). The piano accompaniment includes a *diva* marking and consists of block chords in the right hand and a simple bass line.

You'll be pop - u - lar Just not quite as pop - u - lar

Gm7 Bb Gm7 Bb Csus

*(diva)* *loco*

Detailed description: This system contains the third line of music. It features a vocal line with lyrics and a guitar line with chords (Gm7, Bb, Gm7, Bb, Csus). The piano accompaniment includes *(diva)* and *loco* markings and features a more active bass line.

as me!

C F C Bb(add9) C F

Detailed description: This system contains the fourth line of music. It features a vocal line with lyrics and a guitar line with chords (C, F, C, Bb(add9), C, F). The piano accompaniment includes a triplet in the bass line and concludes with a double bar line.

# I'M NOT THAT GIRL

Music and Lyrics by  
STEPHEN SCHWARTZ

Simple and steady, like a music box

Asus/D A5/C# A5/B A5/C# Asus/D A5/C#

*p*

This system shows the first six measures of the piece. The guitar part consists of a simple, steady melody in the treble clef, with chords Asus/D, A5/C#, A5/B, A5/C#, Asus/D, and A5/C# indicated above the staff. The piano accompaniment in the bass clef features a simple, rhythmic pattern of eighth notes.

A5/B Asus/D A5/C# A5/B A5/C#

**ELPHABA:**

Hands touch, — eyes meet, —

This system contains the lyrics "Hands touch, — eyes meet, —". The guitar part continues with chords A5/B, Asus/D, A5/C#, A5/B, and A5/C#. The piano accompaniment provides a steady accompaniment for the vocal line.

Asus/D A5/C# E/B A D/F# F#m E/G#

Sud-den si - lence, sud-den heat. — Hearts leap — in a gid-dy

This system contains the lyrics "Sud-den si - lence, sud-den heat. — Hearts leap — in a gid-dy". The guitar part continues with chords Asus/D, A5/C#, E/B, A, D/F#, F#m, and E/G#. The piano accompaniment continues with the same rhythmic pattern.